



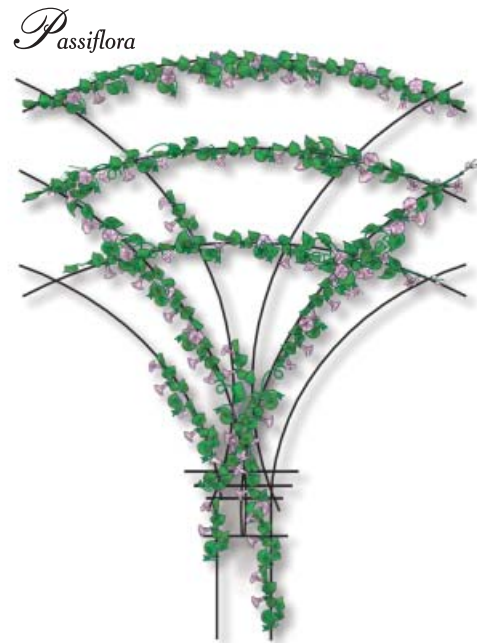
ARBORS

ESPALIERS


TRELLISES



Any trellis should outlive the plants growing on it...

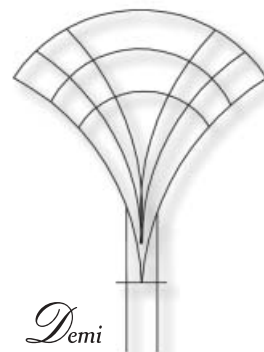
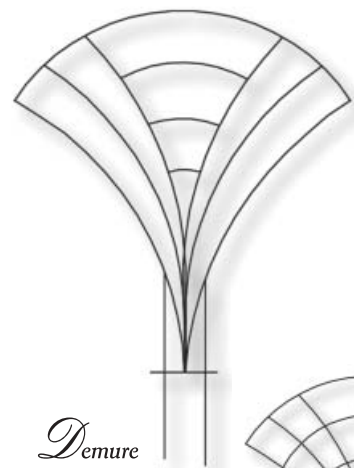


No staples to fall out or rot like wood trellises.




The Kensington Arch is perfect for garden pathways or entrances to your own secret garden. Constructed of solid wrought iron, with plenty of cross bars to provide support and room to grow. Use the optional extension kit to increase the width up to 24". No staples to fall out or rot like wood. Stainless steel hardware.

The Hampton Court is sure to add functional beauty to any garden. Constructed of solid 3/8" bar and 1/4" rod, it is shipped with stainless steel hardware to ensure strength and long life. Available in two heights, 67" and 108".



Built with solid wrought iron, the Passiflora will possibly outlive the plant growing on it! With plenty of crossbars and ample width, the Passiflora fills in beautifully with all the colors of Spring.
The English Rose Espalier is perfect for any flowering or fruiting vine or tree. Extensions are available to increase the width in 40" increments.

Light and whimsical, the Wisteria, Demi and Demure are all constructed of 1/4" wrought iron rod. Their small width is at home in a pot on the deck as well as firmly planted in the backyard. Reduce the height with a few cuts of a hacksaw.



The Jasmine trellis system is sure to add beauty to any home. Available in both 36" and 48" wide models, panels can be attached at the sides for unlimited widths. Extension kits will increase the height to 110" for the 36" model and 116" for the 48" model.

Solid 3/8" outer bar with 1/4" rod inside, make both the Ivy League and Sweetpea trellises great for any climbing vines or vegetables. Panels can be joined at the sides to increase the width.